

UNIT 10: TAKE CARE QUIZ STORYBOARD




TARGET AUDIENCE:

- Learners with an elementary/A2 English level:

LEARNING OBJECTIVES:

- Learners will better understand how to respond in various health emergencies.


GRAPHIC SHOT LIST


| SLIDE NO. | IMAGE DESCRIPTION | FILENAME |
|-----------|---|------------------------------------|
| 1 |  | 01-Burned_Hand.jpg |
| 3 |  | 02-Fever.jpg |
| 5 |  | 03-Faint.jpg |

| | | |
|----|--|------------------------------------|
| 7 |  | 04-Bee Sting.jpg |
| 9 |  | 05-Skin_Rash.jpg |
| 11 |  | 06-Antibiotics.jpg |

UNIT 10: TAKE CARE QUIZ STORYBOARD


SLIDE CONTENT BREAKDOWN

| Title/No. | Media Files | On Screen Text | Page/Media (On Screen) Graphics | Audio File Narration |
|---|------------------------------------|-------------------|--|----------------------|
| Slide-01 Burned Hand <input type="checkbox"/> Section <input type="checkbox"/> Lesson <input checked="" type="checkbox"/> Quiz | 01-Burned_Hand.jpg | | <p>You've got a temperature? What should you do?</p>  <p>Stay in bed and keep warm. Take an aspirin. Keep cool and have a rest.</p> | |
| | | (Question) | You burned yourself on a hot pan? What should you do? | |
| | | (Choice 1) | Put butter or oil on the burn. | |
| | | (Choice 2) | Put plaster on it. | |
| | | (Choice 3) | Put the burn under cold water. | |


| Title/No. | Media Files | On Screen Text | Page/Media (On Screen) Graphics | Audio File Narration |
|--|------------------------------|-------------------|---|----------------------|
| Slide-02 Fever <input type="checkbox"/> Section <input type="checkbox"/> Lesson <input checked="" type="checkbox"/> Quiz | 02-Fever.jpg | | <p>Someone just fainted! What should you do?</p>  <p>Pour cold water over their face until they wake up. Make sure they are cranked in and wait for them to wake up. Shake the person gently until they wake up.</p> | |
| | | (Question) | You've got a temperature? What should you do? | |


UNIT 10: TAKE CARE QUIZ STORYBOARD

| Title/No. | Media Files | On Screen Text | Page/Media (On Screen) Graphics | Audio File Narration |
|-----------|-------------|----------------|------------------------------------|----------------------|
| | | (Choice 1) | Stay in bed and keep warm. | |
| | | (Choice 2) | Take an aspirin. | |
| | | (Choice 3) | Keep cool and have a rest. | |

| Title/No. | Media Files | On Screen Text | Page/Media (On Screen) Graphics | Audio File Narration |
|--|------------------------------|----------------|---|----------------------|
| Slide-03 Faint <input type="checkbox"/> Section <input type="checkbox"/> Lesson <input checked="" type="checkbox"/> Quiz | 03-Faint.jpg | | <p style="text-align: center;">Someone just fainted! What should you do?</p>  <p style="font-size: small;"> Pour cold water over their face until they wake up. Make sure they are comfortable and wait for them to wake up. Shake the person gently until he/she wakes up. </p> | |
| | | (Question) | Someone just fainted! What should you do? | |
| | | (Choice 1) | Pour cold water over their face until they wake up. | |
| | | (Choice 2) | Make sure they are comfortable and wait for them to wake up. | |
| | | (Choice 3) | Shake the person gently until he/she wakes up. | |


UNIT 10: TAKE CARE QUIZ STORYBOARD

| Title/No. | Media Files | On Screen Text | Page/Media (On Screen) Graphics | Audio File Narration |
|--|----------------------------------|-------------------|---|----------------------|
| Slide-04 Bee Sting <input type="checkbox"/> Section <input type="checkbox"/> Lesson <input checked="" type="checkbox"/> Quiz | 04-Bee Sting.jpg | | <p>You got stung by a bee! What should you do?</p>  <p>Put some ice on the area of the sting. Put a plaster on the sting to protect it. Phone the doctor if you feel dizzy or notice swelling.</p> | |
| | | (Question) | You got stung by a bee! What should you do? | |
| | | (Choice 1) | Put some ice on the area of the sting. | |
| | | (Choice 2) | Put a plaster on the sting to protect it. | |
| | | (Choice 3) | Phone the doctor if you feel dizzy or notice swelling. | |

| Title/No. | Media Files | On Screen Text | Page/Media (On Screen) Graphics | Audio File Narration |
|--|----------------------------------|-------------------|--|----------------------|
| Slide-05 Skin Rash <input type="checkbox"/> Section <input type="checkbox"/> Lesson <input checked="" type="checkbox"/> Quiz | 05-Skin Rash.jpg | | <p>You developed a rash on your face after eating strawberries. What should you do?</p>  <p>Put some cream on your skin. Avoid eating strawberries. Put plaster on the area with the rash. Avoid eating strawberries. Stop eating strawberries. Contact a doctor/nurse to explain symptoms.</p> | |
| | | (Question) | You developed a rash on your face after eating strawberries. What should you do? | |

UNIT 10: TAKE CARE QUIZ STORYBOARD

| Title/No. | Media Files | On Screen Text | Page/Media (On Screen) Graphics | Audio File Narration |
|-----------|-------------|-------------------|---|----------------------|
| | | (Choice 1) | Put some cream on your skin. Avoid eating strawberries. | |
| | | (Choice 2) | Put plaster on the area with the rash. Avoid eating strawberries. | |
| | | (Choice 3) | Stop eating strawberries. Contact a doctor/nurse to explain symptoms. | |

| Title/No. | Media Files | On Screen Text | Page/Media (On Screen) Graphics | Audio File Narration |
|--|------------------------------------|-------------------|---|----------------------|
| Slide-06 Antibiotics <input type="checkbox"/> Section <input type="checkbox"/> Lesson <input checked="" type="checkbox"/> Quiz | 06-Antibiotics.jpg | | <p>You were prescribed antibiotics. What should you do?</p>  <p>Take the pills at the same time every day. Don't stop taking the pills until they are gone. Make sure to take antibiotics with a liquid.</p> | |
| | | (Question) | You were prescribed antibiotics. What should you do? | |
| | | (Choice 1) | Take the pills at the same time every day. | |
| | | (Choice 2) | Don't stop taking the pills until they are gone. | |
| | | (Choice 3) | Make sure to take antibiotics with a liquid. | |

UNIT 10: TAKE CARE QUIZ STORYBOARD

QUICK TEST OVERVIEW

| Details | Question Text | Choices | Answer/Feedback |
|--|---|---|--|
| SLIDE NO: 01 Type: Multiple Choice Title: Take Care Force Answer: YES Randomize: NO Weight: N/A Choice Labels: N/A Objective ID: Associated Topic: Score by: <input type="checkbox"/> Question <input checked="" type="checkbox"/> Choice | You burned yourself on a hot pan? What should you do? | (Choice 1) Put butter or oil on the burn. | Incorrect X Put butter or oil on the burn. |
| | | (Choice 2) Put plaster on it. | Incorrect X Put plaster on it. |
| | | (Choice 3) Put the burn under cold water. | Correct ✓ Put the burn under cold water. |

| Details | Question Text | Choices | Answer/Feedback |
|---|---|---|--|
| SLIDE NO: 02 Type: Multiple Choice Title: Take Care Force Answer: YES Randomize: NO Weight: N/A Choice Labels: N/A Objective ID: Associated Topic: Score by: | You've got a temperature? What should you do? | (Choice 1) Stay in bed and keep warm. | Incorrect X Stay in bed and keep warm. |
| | | (Choice 2) Take an aspirin. | Incorrect X Take an aspirin. |

UNIT 10: TAKE CARE QUIZ STORYBOARD

| Details | Question Text | Choices | Answer/Feedback |
|---|---------------|---|--|
| <input type="checkbox"/> Question <input checked="" type="checkbox"/> Choice | | (Choice 3) Keep cool and have a rest. | Correct ✓ Keep cool and have a rest. |

| Details | Question Text | Choices | Answer/Feedback |
|--|---|---|--|
| SLIDE NO: 03 Type: Multiple Choice Title: Take Care Force Answer: YES Randomize: NO Weight: N/A Choice Labels: N/A Objective ID: Associated Topic: Score by: <input type="checkbox"/> Question <input checked="" type="checkbox"/> Choice | Someone just fainted! What should you do? | (Choice 1) Pour cold water over their face until they wake up. | Incorrect X Pour cold water over their face until they wake up. |
| | | (Choice 2) Make sure they are comfortable and wait for them to wake up. | Incorrect X Make sure they are comfortable and wait for them to wake up. |
| | | (Choice 3) Shake the person gently until he/she wakes up. | Correct ✓ Shake the person gently until he/she wakes up. |

UNIT 10: TAKE CARE QUIZ STORYBOARD

| Details | Question Text | Choices | Answer/Feedback |
|--|---|---|--|
| SLIDE NO: 04 Type: Multiple Choice Title: Take Care Force Answer: YES Randomize: NO Weight: N/A Choice Labels: N/A Objective ID: Associated Topic: Score by: <input type="checkbox"/> Question <input checked="" type="checkbox"/> Choice | You got stung by a bee! What should you do? | (Choice 1) Put some ice on the area of the sting. | Incorrect X Put some ice on the area of the sting. |
| | | (Choice 2) Put a plaster on the sting to protect it. | Correct ✓ Remove the stinger and wash with soap and water. |
| | | (Choice 3) Phone the doctor if you feel dizzy or notice swelling. | Correct ✓ Phone the doctor if you feel dizzy or notice swelling. |

| Details | Question Text | Choices | Answer/Feedback |
|---|--|--|---|
| SLIDE NO: 05 Type: Multiple Choice Title: Take Care Force Answer: YES Randomize: NO Weight: N/A Choice Labels: N/A Objective ID: Associated Topic: Score by: | You developed a rash on your face after eating strawberries. What should you do? | (Choice 1) Take your allergy medicine and avoid eating strawberries. | Correct ✓ Take your allergy medicine and avoid eating strawberries. |
| | | (Choice 2) Put plaster on the area with the rash. Avoid eating strawberries. | Incorrect X Put plaster on the area with the rash. Avoid eating strawberries. |

UNIT 10: TAKE CARE QUIZ STORYBOARD

| Details | Question Text | Choices | Answer/Feedback |
|---|---------------|--|---|
| <input type="checkbox"/> Question <input checked="" type="checkbox"/> Choice | | (Choice 3) Stop eating strawberries. Contact a doctor/nurse to explain symptoms. | Correct ✓ Stop eating strawberries. Contact a doctor/nurse to explain symptoms. |

| Details | Question Text | Choices | Answer/Feedback |
|--|--|---|--|
| SLIDE NO: 06 Type: Multiple Choice Title: Take Care Force Answer: YES Randomize: NO Weight: N/A Choice Labels: N/A Objective ID: Associated Topic: Score by: <input type="checkbox"/> Question <input checked="" type="checkbox"/> Choice | You were prescribed antibiotics. What should you do? | (Choice 1) Take the pills at the same time every day. | Correct ✓ Take the pills at the same time every day. |
| | | (Choice 2) Don't stop taking the pills until they are gone. | Incorrect X Don't stop taking the pills until they are gone. |
| | | (Choice 3) Make sure to take antibiotics with a liquid. | Incorrect X Make sure to take antibiotics with a liquid. |